Dikkat
1- Resim üzerinden ölçü aleti ile ölçü almayın.
2- Formu veya ölçüsü değişen resimleri teknik büroya bildirin.
3- Resim üzerinde kontrol edenden başkası değişiklik yapamaz.

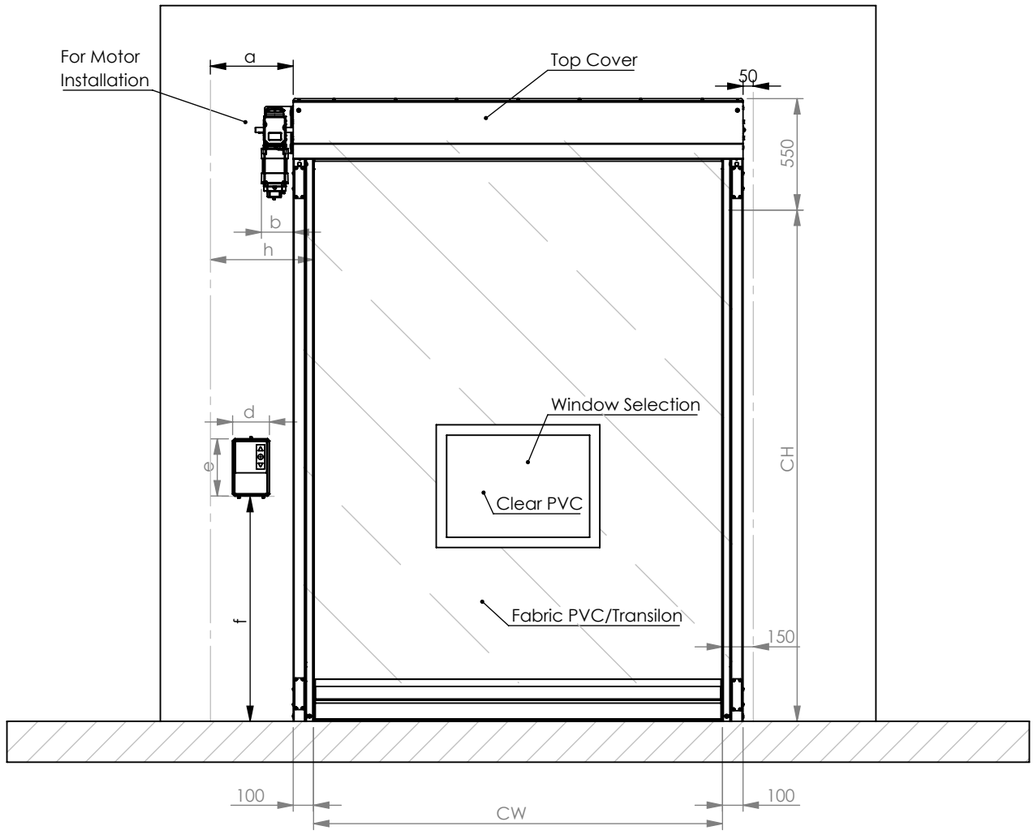

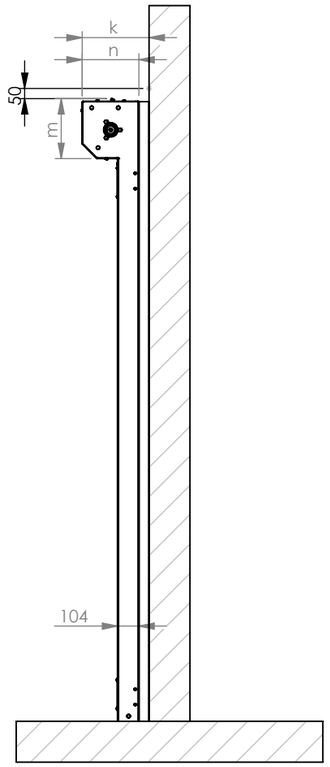

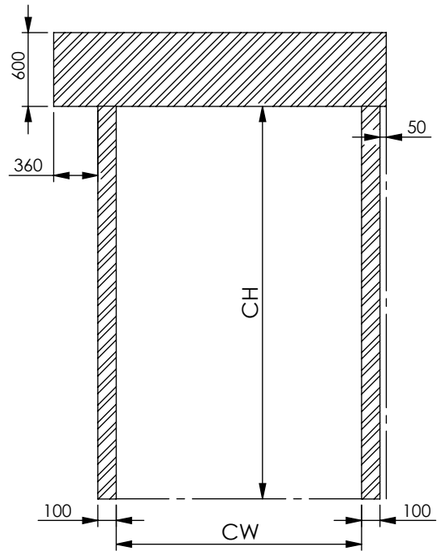

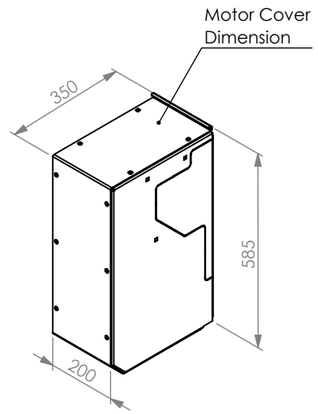

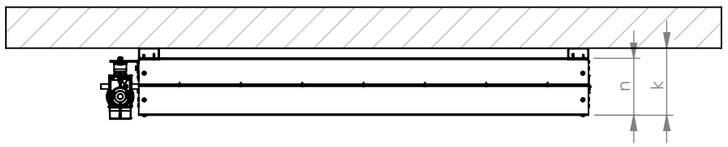

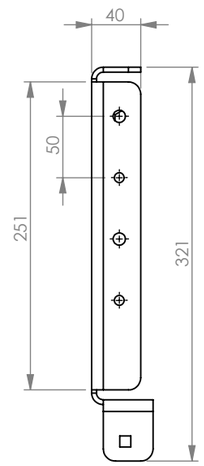

a	360 mm	
b	200 mm	
d	180 mm	For FUZ 2 C-CX-A
e	280 mm	For FUZ 2 C-CX-A
f	1100/1300 mm	Control unit height
k	330 mm	Max
n	280 mm	
m	295 mm	Max
h	460 mm	
CW	Clear Width (mm)	
CH	Clear Height (mm)	
WW	Wall Width (mm)	

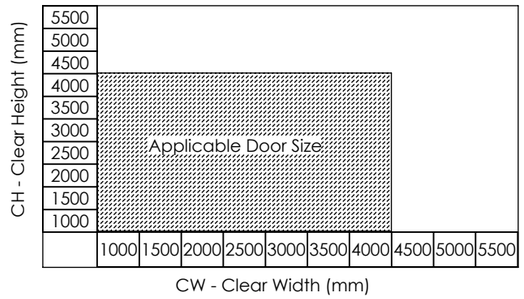

CW	
CH	
MOTOR SIDE	
COLOUR	
QTY	
DATE/SIGN	

	ADI - SOYADI NAME -SURNAME	TARİH DATE	İMZA SIGN	MALZEME MATERIAL	AĞIRLIK (KG) MASS (KG)	REVİZYON NO REVISION NO	SAYFA NO PAGE NR
ÇİZEN DRAWN BY	A.Bağcı	14.06.2021				001	1/1
KONTROL CONTROL	Ö.Yaşar	14.06.2021		STOK KODU STOCK CODE			
ONAY APPROVAL	S.Z.Nergis	14.06.2021					
ÖLÇEK SCALE							

KAPI SİSTEMLERİ
MÜM. SAN. ve TİC. LTD. ŞTİ.
Zekeriyaköy Mah. 2.Cad. No: 24/B
Sarıyer- İSTANBUL - TÜRKİYE
Tel : +90 212 212 72 82 www.kapisistemleri.com

PARÇA/MONTAJ ADI PART/ASSEMBLY NAME	TEKNİK RESİM AÇIKLAMASI DRAWING DESCRIPTION	RESİM NO DRAWING NO	ANTET FORMAT
Lucid Door M140	High Speed Roll Up Door	001	A3

DOSYA YOLU :C:\Users\a.bagci\Desktop\KS ArGe\Görselleştirme Çalışmaları\M140 Görselleri\M140 Teknik Resim\
DOSYAYI SON KAYDEDEN: a.bagci
SON KAYIT TARİHİ: 14 Haziran 2021 Pazartesi 16:23:41

Dosya adı: Lucid Door M140 Teknik Resim