






Curtain Colours

-  5010/537
-  3000/356
-  1021/101
-  2009/205
-  7035/729



Insulated

TECHNICAL DATA		I140C
Door Type	Roll Up	•
Sizes	Max Width-mm	4000 *
	Max Height-mm	4500 *
Application	Internal	•
	Insulated areas	•
	Insulated Curtain	not tested
Working cycle	a day/24 h	350
Max door speed	m/s*optional with FU-depends on door sizes	1,5
Average door speed	Opening m/s	1
	Closing m/s	0,7
Control unit	Standard speed	•
	With frequency controller (soft start-soft stop)	o
Door frame	Galvanized steel-2 mm	•
	Stainless steel 304L V2A	o
	Anodized Aluminium	-
	Powder coated paint	o
Door curtain	Galvanised steel pipes inside curtain	•
	1 mm pvc fabric	•
	15 mm insulated curtain pvc	•
	27 mm insulated curtain pvc	o
	Steel weight inside pvc pocket	•
Manual release		Short Hand Crank
Safety devices	Photocell-Thru Beam	•
	Light curtain 2000/2500 mm	o
Side guide heating	For insulated doors	o
Top cover	Galvanized steel	o
	Stainless steel	o
	Powder coated	o
Motor cover	Galvanized steel	o
	Stainless steel	o
	Powder coated	o
•:standard o:optional - :not possible		* I140C/27 mm curtain max 3000x3500 size