Dikkat
1- Resim üzerinden ölçü aleti ile ölçü almayın.
2- Formu veya ölçüsü değişen resimleri teknik büroya bildirin.
3- Resim üzerinde kontrol edenden başkası değişiklik yapamaz.

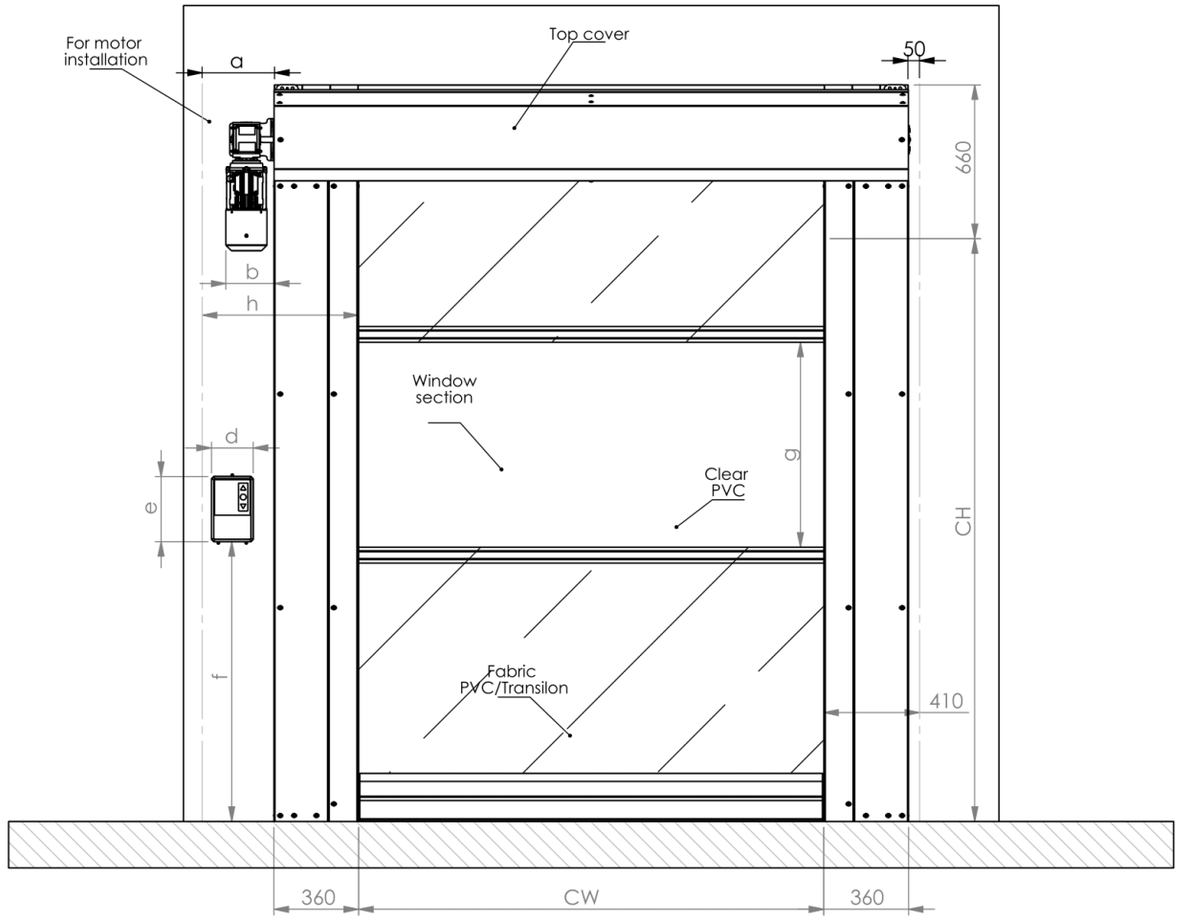

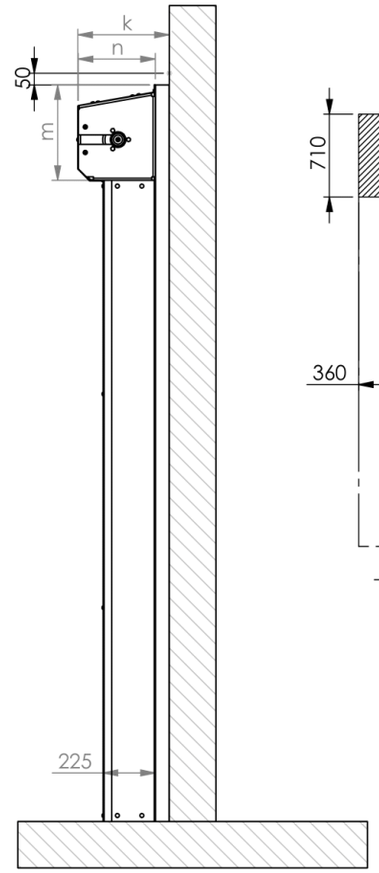

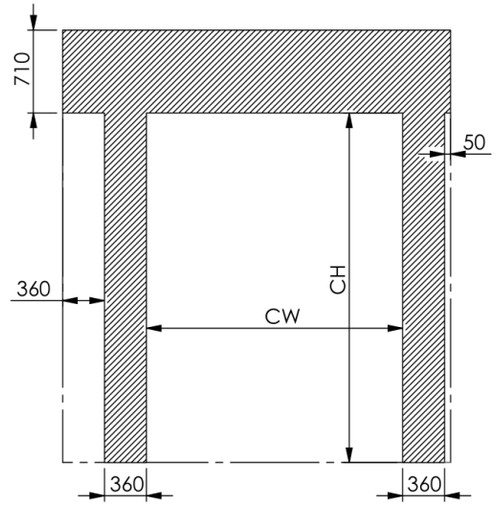

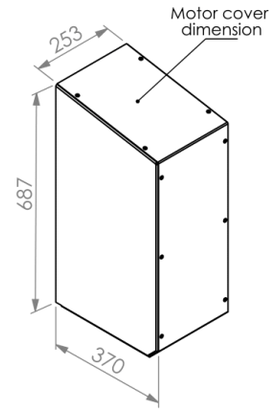

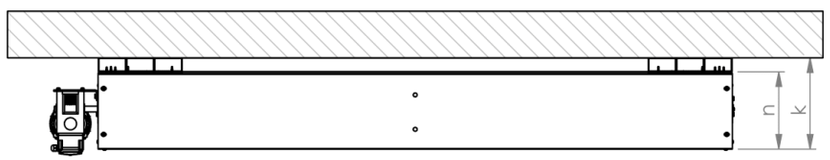

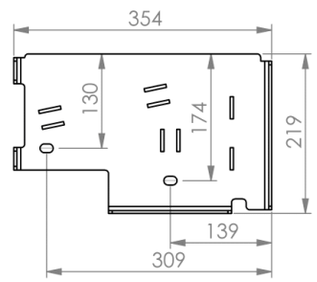

Fixing points of the floor

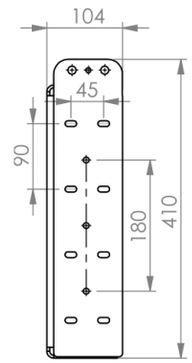

Fixing points of side flags

a	360 mm	
b	200 mm	
d	180 mm	For FUZ 2 C-CX-A
e	280 mm	For FUZ 2 C-CX-A
f	1100/1300 mm	Control unit height
g	850/950 mm	Depends on door height
k	395 mm	Max
m	410 mm	Max
n	335 mm	
h	720 mm	
CW	Clear Width (mm)	
CH	Clear Height (mm)	

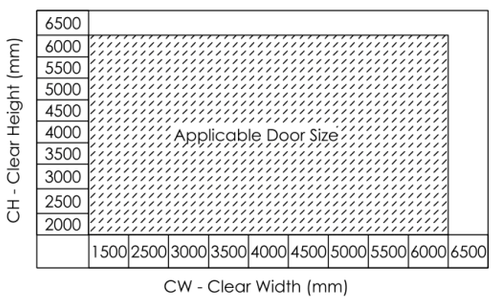

CW	
CH	
MOTOR SIDE	
COLOUR	
QTY	
DATE/SIGN	

	ADI - SOYADI NAME -SURNAME	TARIH DATE	İMZA SIGN	MALZEME MATERIAL	AĞIRLIK (KG) MASS (KG)	REVİZYON NO REVISION NO	SAYFA NO PAGE NR
ÇİZEN DRAWN BY	A.Bagci	14.10.2020					1/1
KONTROL CONTROL	Ö.Yasar	14.10.2020		STOK KODU STOCK CODE			
ONAY APPROVAL	S.Z.Nergis	14.10.2020					
ÖLÇEK SCALE							

KAPI SİSTEMLERİ
MÜM. SAN. ve TİC. LTD. ŞTİ.
Zekeriyaköy Mah. 2.Cad. No: 24/B
Sarıyer- İSTANBUL - TÜRKİYE
Tel : +90 212 212 72 82 www.kapisistemleri.com

PARÇA/MONTAJ ADI PART/ASSEMBLY NAME	TEKNİK RESİM AÇIKLAMASI DRAWING DESCRIPTION	RESİM NO DRAWING NO	ANTET FORMAT
Lucid Door C120	High Speed Roll Up Door	001	A3

DOSYA YOLU :C:\KSPDM\cad\Lucid Door Parametrik\
DOSYAYI SON KAYDEDEN: a.bagci
SON KAYIT TARİHİ:

Dosya adı: